

**CAUTION:**

The umbrella should be lowered and secured in windy conditions or when not being used.

Do not leave open flame or heat sources unattended underneath the umbrella.

Do not allow children to remain unattended near the ropes that raise the umbrella.

Secure the ropes that raise the umbrella to underneath of the umbrella (see fig.4 page 3) in order to prevent fire hazard and/or to strangulation hazard.

**Important Information**

Umbrella ribs may compress during shipping. Please read these instructions before opening your umbrella to avoid causing permanent damage.

**Care Instruction:**

Wash umbrella canopy with a mild solution of soap and water. Rinse thoroughly and drip-dry in an open position.

Do not use bleach or solvents on fabric or aluminum frame.

Keep closed when not being used. Not recommended for use in patio tables. If used in a patio table, always use with an umbrella base and lower in windy conditions.

**HERCULES VENUS / EVENTI OUTDOOR UMBRELLA****LETTER OF WARRANTY**

Please be advise that Hercules™ Instant Shelter provides a limited manufacturing warranty that the centre pole outdoor umbrella will be free from defects in original materials and workmanship.

**Frame**

Frames are warranted to be free from defects in materials and workmanship for a period of six years for residential use(three years for commercial use). Damage to frames due to improper assembly, misuse, accidental damage, or exposure to water and sub-freezing temperatures is not covered.

**Fabric**

The solution-dyed acrylic canvas is warranted for a period of ten years for residential use(five years for commercial use)against fading and rot. 2 Year warranty on solution-dyed polyester. Fading or discoloration resulting from exposure to the chemicals or spills is not covered.

**Note:** All operation should be according to the instruction manual.

\* This warranty DOES NOT COVER the following items:

Failure caused by unreasonable or abusive use; failure caused by neglect of reasonable and necessary care; acts of nature (including but not limited to wind, hurricanes, tornadoes, and storms) are not covered by this warranty.

***The product is not covered by this warranty.***

For more warranty information, visit  
<https://www.herculesgazebo.co.nz/warranty/>

For customer service in the New Zealand,  
Free phone: 0800-810-910

Hercules Wellington  
P: 04 5699715  
E: [info@herculesgazebo.co.nz](mailto:info@herculesgazebo.co.nz)

Hercules Auckland  
P: 09 5731458  
E: [auckland@herculesgazebo.co.nz](mailto:auckland@herculesgazebo.co.nz)

Hercules Christchurch  
P: 03 3746381  
E: [christchurch@herculesgazebo.co.nz](mailto:christchurch@herculesgazebo.co.nz)

or visit [www.herculesgazebo.co.nz/outdoor-umbrellas](http://www.herculesgazebo.co.nz/outdoor-umbrellas).



**VENUS / EVENTI**  
**CENTER POLE OUTDOOR UMBRELLA**

**ASSEMBLY INSTRUCTIONS**  
**IMPORTANT, RETAIN FOR FUTURE**  
**REFERENCE: READ CAREFULLY**

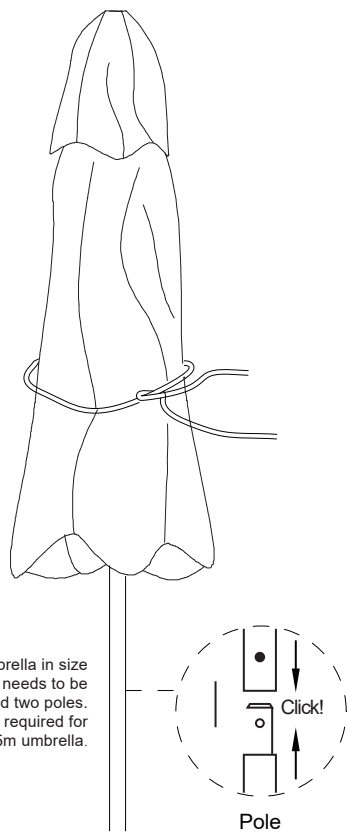


**THIS ITEM IS INTENDED FOR OUTDOOR DOMESTIC USE ONLY,  
NOT FOR COMMERCIAL USE**

[www.herculesgazebo.co.nz/outdoor-umbrellas](http://www.herculesgazebo.co.nz/outdoor-umbrellas)

## TO ASSEMBLE THE UMBRELLA

Before opening your umbrella, first securely fasten your umbrella into an umbrella base(not included). Next, gently pull apart and separate the ribs into their natural open position. Please noted that if your umbrella is in size 2m/2.5m/2.8m, two poles will be supplied for assembly(see Fig 2).

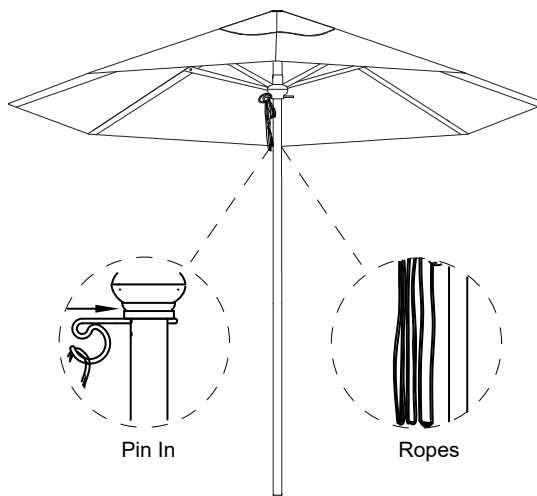
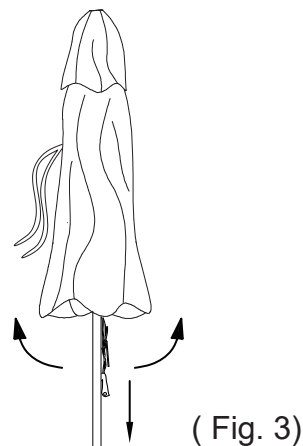


( Fig. 2)

2

## TO OPEN THE UMBRELLA

Pull down the ropes until the umbrella is fully open, then insert the pin into the hole. It generally comes with 3 adjustable levels for your choice. Now the umbrella is ready to use. Tidy up and secure the ropes.

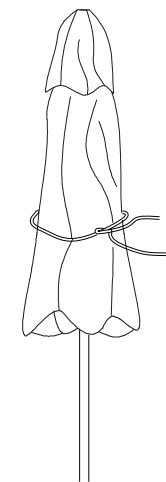
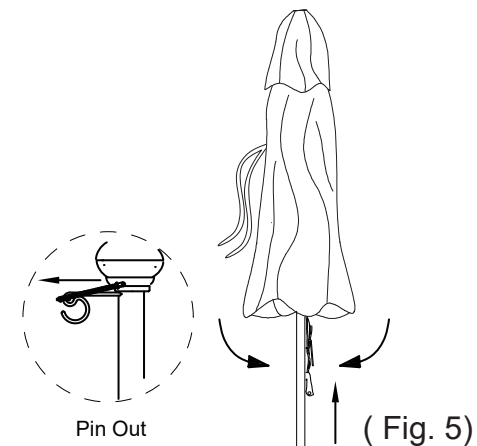


( Fig. 4)

3

## TO CLOSE THE UMBRELLA

Hold the rope firmly and remove the pin, then release the rope slowly until the umbrella is fully closed. Use tie straps to secure umbrella canopy.



( Fig. 6)

4